

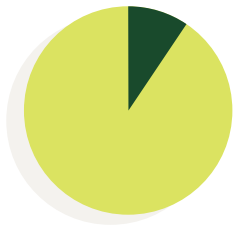


*Community*  
FOOD CO OP

# 2023 Sustainability Report

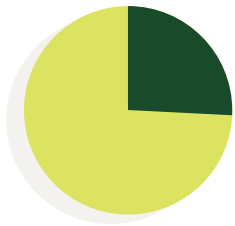
**DATA COLLECTED FROM DECEMBER 26, 2021 – DECEMBER 31, 2022**

# PEOPLE



2022

- 193 full time employees
- 25 part time employees



2021

- 141 full time employees
- 52 part time employees



101,651 lbs

of food donated | ~8,471 meals



**We are the only grocery store participant in food recovery efforts in Whatcom County.**

We donated almost half of the total donations made to Sustainable Connections Food Recovery program, which services all Whatcom County food banks, various pantries, the Lummi Nation, and additional houseless access points.



In 2022 customers donated

**\$21,437**

to the food bank and other local organizations through our registers.

**(\$13,071 in 2021)**


# PLANET

## 39%

of our sales were Certified Organic products. We carry an average of 4,232 organic products. **(38% in 2021)**




In 2022 we used 1,386,460 kWh of electricity. **We generated 30,361 kWh from our solar array** and purchased 1,356,099 kWh from the PSE green power program to offset 100% of our electricity use. **(2021: 1,419,650 kWh total, 32,267 kWh in solar)**



## 88%

waste diversion  
organization-wide



## 525.34 tons

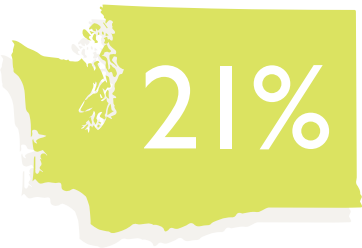
of waste **diverted**

## 57.77 tons

of waste **landfilled**

**(2021: 608.91 tons diverted, 57.71 tons to landfill)**

# PROFIT



In 2022 21% of our sales were products from WA state **(20% in 2021)**.

We had an average of **1,498 local products** not including produce. **(2021: average of 1,516 local products)**



**Local multiplier for 2022 =**

**\$15,040,512.66**

**The Local Multiplier Effect** occurs when you spend your dollars at locally owned and independent businesses. These dollars recirculate through your local economy 2-4 times more than money spent at a non-local company.

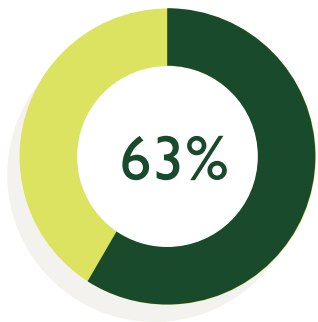
**At the Co-op this number is represented through giving back, wages, benefits, and cost of local products.**

**946,723** shoppers in 2022

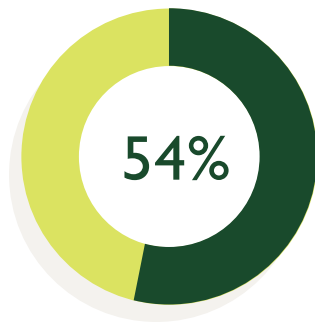


# PURPOSE

**22%** of our staff identify as BIPOC  
(18% in 2021)



2022 staff turnover



2021 staff turnover



**87**  
new hires in 2022  
(121 in 2021)

